



# Colchester Zoo

## Learning at the Zoo

### Activity Pack 2


This pack is designed to provide parents, families and groups with information and activities to help you learn at Colchester Zoo. Complete the activities to earn Children's University passport stamps! There are four different packs, you can mix and match and complete worksheets from all the packs. Please note, you can earn a **maximum of 6 hours per day** by completing worksheet pages



If you are working to earn Children's University passport stamps, please complete as many pages of the worksheets as you wish and bring them to Guest Services at the end of your day. The more pages you complete, the more stamps you earn up to a **maximum of six hours per day**.

**Please download and print the pack yourself.**  
**For a small donation we can print this pack on your behalf.**

ESSEX








worth ½ hour



Draw pictures of animals that match each description



4 VERY TINY THINGS

--	--	--	--

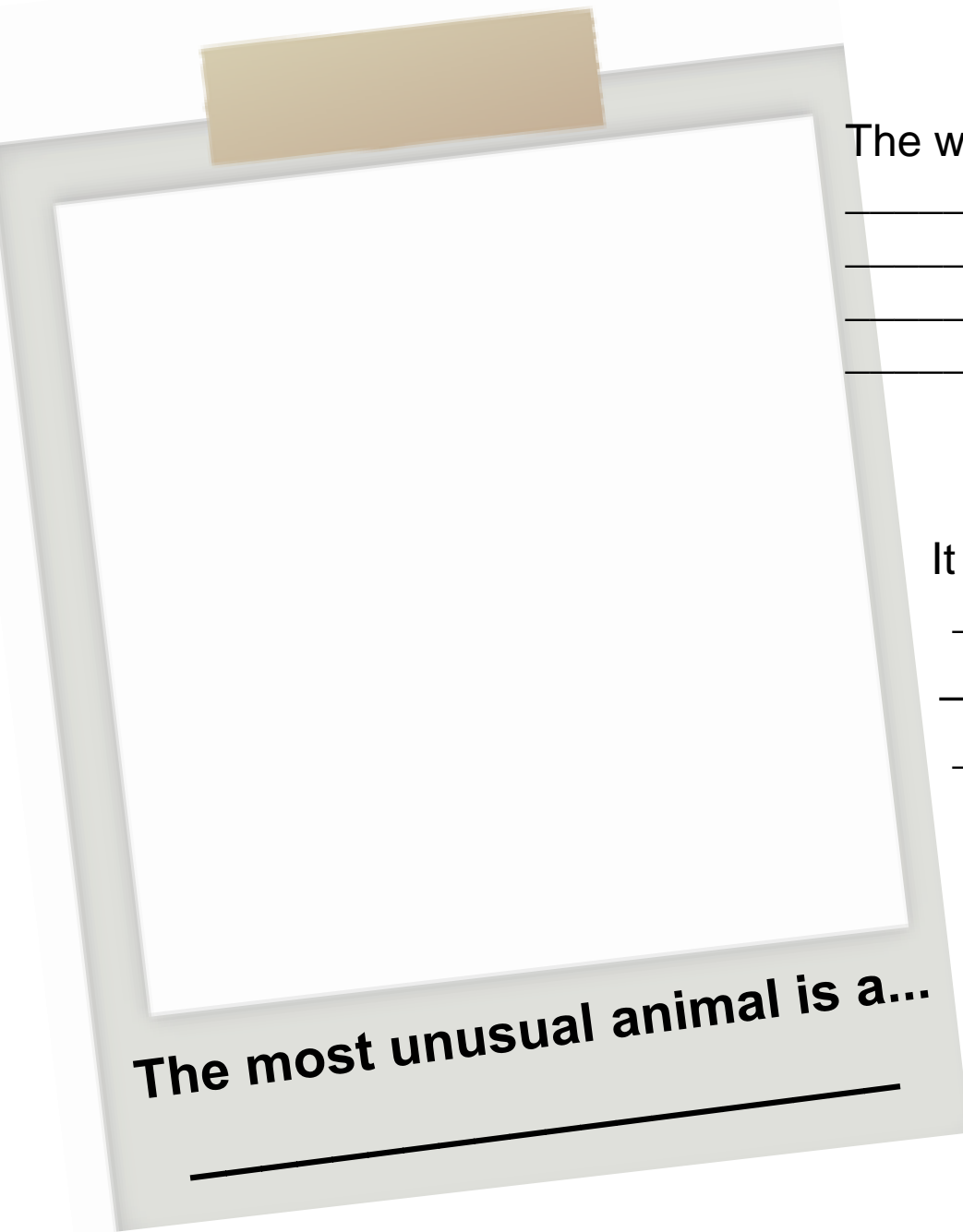


worth 1/2 hour

# Sketch the most unusual animal you find at the zoo!

What colour is it: \_\_\_\_\_

It is covered in (circle one):    fur                    feathers                    scales



The weirdest bit of it is...

\_\_\_\_\_  
\_\_\_\_\_  
\_\_\_\_\_

It lives in

\_\_\_\_\_  
\_\_\_\_\_  
\_\_\_\_\_

It is the size of a (make a comparison): \_\_\_\_\_

It think it is unusual because : \_\_\_\_\_

\_\_\_\_\_  
\_\_\_\_\_  
\_\_\_\_\_



worth 1 hour

# Scientific name spotter!

Animals have common names, e.g. lion, which change in different places. Lions are also called: león (Spanish), lev (Czech), llew (Welsh), and leon (Irish). Animals also have a 'scientific name' e.g. *Panthera leo*. Scientific names stay the same no matter what language you speak.



**Ring-tailed Lemur**

Scientific name:

\_\_\_\_\_

**Meerkat**


Scientific name:

\_\_\_\_\_

**Humboldt Penguin**

Scientific name:


\_\_\_\_\_



**Southern Sea Lion**

Scientific name:

\_\_\_\_\_



**Amur Leopard**


Scientific name:

\_\_\_\_\_

**Komodo Dragon**

Scientific name:

\_\_\_\_\_



**Ostrich**

Scientific name:

\_\_\_\_\_

Find all of these animals. After you find them, look around for a sign with information about the animal. This will include their scientific name which is always in two parts and *italicised*.

Check off the animals and record their scientific name when you find them.



Complete this and the next page to earn CU hours!

## Reptile and Amphibian Spotter


People sometimes miss the scaly and slimy animals.  
Follow the hints and see if you can find these animals.



**Green Anaconda**   
Find me in River's Edge



**Pancake Tortoise**   
I'm at the back of the  
Giraffe Building



**Green Iguana**   
We live inside Iguana Forest



**Aldabra Giant tortoise**   
Find us at Walking Giants by the  
farm animals



**Blue Poison Dart Frog**   
Inside the Discovery Centre

After you find these animals, write down if they are a reptile or amphibian and one cool fact about each animal on the next page. Record information like: how big they are, what food they like to eat, or anything else you want to remember.




worth 1 hour

**Reptile and Amphibian factsheet:**

Record one cool fact for each animal and note if they are a Reptile or an Amphibian

worth 1 hour



**Green Anaconda**

---

---


---

**Pancake Tortoise**

---

---

---



**Green Iguana**

---

---

---

**Aldabra Giant tortoise**

---

---

---



**Blue Poison Dart Frog**

---

---

---

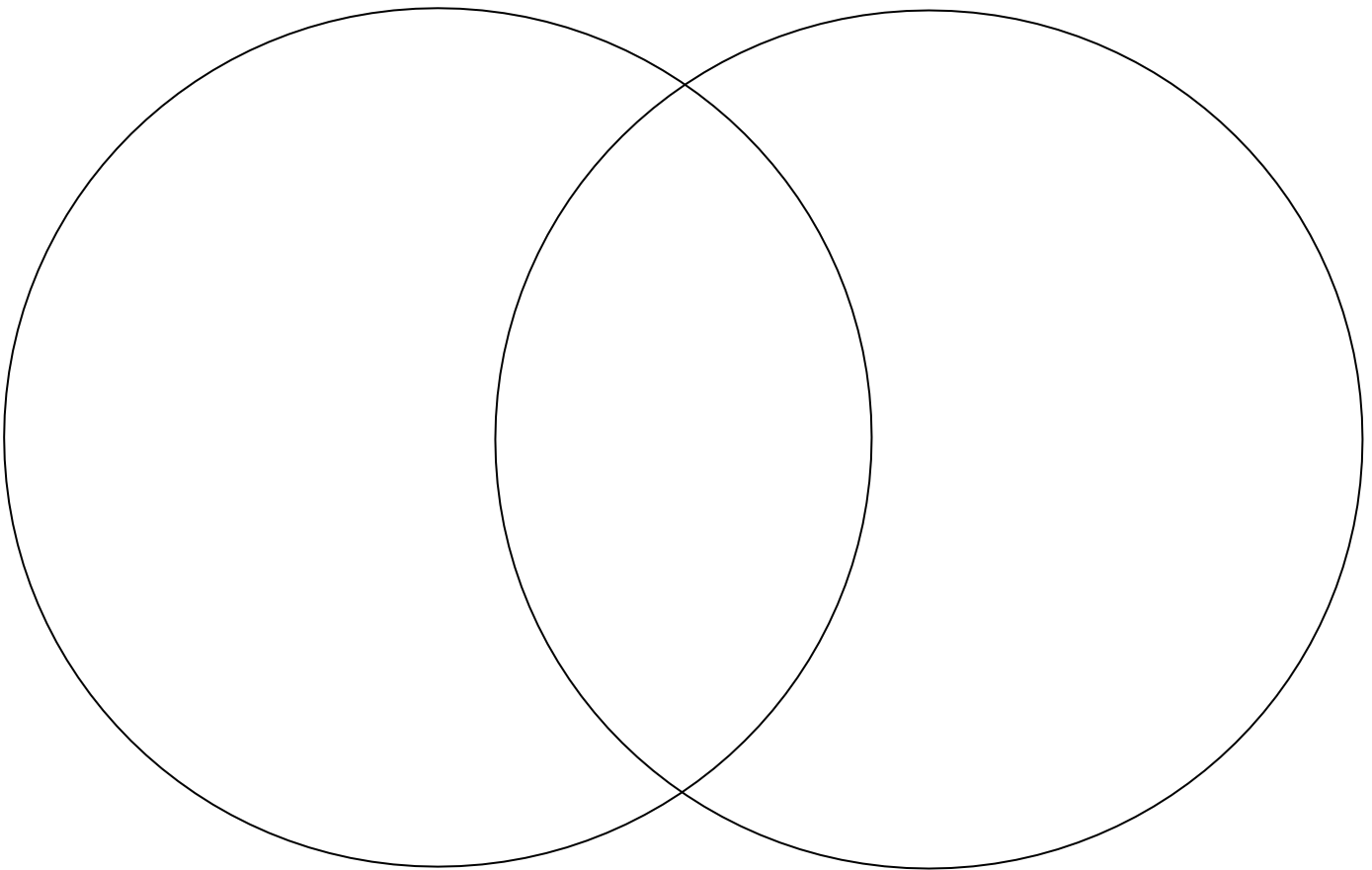


worth 1 hour

Choose 6 animals at Colchester Zoo. Read the signs at the animal's enclosure to learn what they eat and record the information in the chart.

Name of Animal	Herbivore (plant eater)	Carnivore (meat eater)	Omnivore (eats both)

Fill in the Venn Diagram to show this information



Which group has the most animals? \_\_\_\_\_

Which group has the least animals? \_\_\_\_\_



worth 1 hour

## Africa Paddock Maths

Visit the Kingdom of the Wild Paddock (the mixed African animal paddock). See how many of these adaptations you can discover.

- An average Zebra has up to 50 stripes.  
\_\_\_\_\_ zebras were seen in the paddock today.
- How many stripes were in the paddock?
- Look closely at the ostrich. How many toes do they have? Check the track for a hint. \_\_\_\_\_ toes.  
\_\_\_\_\_ ostriches were in the paddock today.
- How many ostrich toes were in the paddock?  
(remember how many legs they have!)
- Giraffes have very long necks. However, they have just 7 bones in their neck, which the same number of neck bones humans have!  
There were \_\_\_\_\_ giraffes in the paddock today.  
How many giraffe neck bones were in the paddock?
- The crowned cranes have very pretty yellow crowns of feathers. There were \_\_\_\_\_ cranes in the paddock.  
If each crown has an average of 24 feathers, how many yellow feather were in the paddock?
- Greater kudu are the large, brown antelopes. They have two very large ears to listen for predators. How many kudu are in the paddock\_\_\_\_\_. How many ears?
- White rhinos have one big horn and a smaller one. Rhino horns are made out of keratin, the same material in human fingernails.  
How many rhinos were in the paddock today? \_\_\_\_\_  
How many big horns?



\_\_\_\_\_  
Total  
estimated  
stripes

\_\_\_\_\_  
Ostrich  
toes

\_\_\_\_\_  
Giraffe  
neck  
bones

\_\_\_\_\_  
Yellow  
Feathers

\_\_\_\_\_  
Kudu ears

\_\_\_\_\_  
Big rhino  
horns





Using these details, complete the following page to earn CU hours

Colchester Zoo's Komodo dragon enclosure was built in 2006.

It includes lots of special features including a retractable sun roof (to let in natural light which they need to help them absorb vitamins), rainwater collection tanks and sprinkler systems which let us recreate the wet and dry seasons of their natural habitat. There are numerous other features in the Komodo dragon enclosure including:

For the Komodo's':

- Basking locations (places with sunlight)
- Natural substrate to bury eggs or hide food in
- Plants to provide shade
- Fans to circulate air and maintain heat/humidity
- A greenhouse roof to help trap heat and warm the building
- Water for lying in (to help them shed and stay moist)
- Open ceiling between the sides so the dragons can smell each other

For the Zoo Keepers:

- Connected doorways to mix the two dragons together
- Safety door that lets keepers see where the dragons are before entering
- Behind the scenes area for food preparation
- Behind the scenes area for cleaning supply storage

For Visitors:

- Large windows to view the dragons
- Under cover area for wet weather
- Signs and information about the dragons
- A statue for photo ops!

On the next page, draw a detailed diagram of the Komodo dragon enclosure. Label the above features and anything else you notice.

If you have a hard time seeing some of the features, or are unsure what they mean, attend the Komodo Dragon Encounter (see map, website, or signs at enclosure for the time) to learn more about the animals and their enclosure.



worth 1 ½ hour

Draw a detailed diagram of the Komodo Dragon Enclosure, making sure to note all the features mentioned on the previous page.

A large, empty rectangular box with a thick black border, intended for drawing a detailed diagram of the Komodo Dragon Enclosure.



worth 1 hour

## Talks and Feeding Times

There are a lot of feeds and talks that happen throughout the day. Check the App or the Website for locations and times.

Watch three Animal Encounters and answer the following questions:

Animal Encounter 1: \_\_\_\_\_

Are they social animal or a solitary animal?: \_\_\_\_\_

\_\_\_\_\_

What food do they eat? \_\_\_\_\_

\_\_\_\_\_

What was the keepers name? \_\_\_\_\_

Animal Encounter 2: \_\_\_\_\_

Did they animals get fed or given enrichment? Describe what they were fed or the enrichment they got \_\_\_\_\_

\_\_\_\_\_

What is one cool fact you learnt about this animal? \_\_\_\_\_

Animal Encounter: \_\_\_\_\_

Is the animal a carnivore, herbivore or omnivore? (circle one)

What habitat do they live in? \_\_\_\_\_

Does the animal have in threats in the wild? \_\_\_\_\_

If yes, what are they and what can be done to help? \_\_\_\_\_

\_\_\_\_\_



Now bring your completed pages of this workbook to the Guest Services building (located next to the red brick building) so we can stamp your Children's University passport.

PLEASE NOTE, while you can complete as many pages as you'd like from any of the workbooks, **YOU CAN ONLY EARN A MAXIMUM OF SIX CU HOURS EACH DAY BY COMPLETING THESE WORKBOOK PAGES**

If you have any comments please contact our education team at [education@colchesterzoo.org](mailto:education@colchesterzoo.org)

Want to earn more CU hours?  
Kid's Zoo Academy is a paid two hour experience where you learn all about being a zoo keeper. For details see [www.colchesterzoo.org/experiences/kids-zoo-academy](http://www.colchesterzoo.org/experiences/kids-zoo-academy)