

Colchester Zoo

Learning at the Zoo



Activity Pack 1

This pack is designed to provide parents, families and groups with information and activities to help you learn at Colchester Zoo. Complete the activities to earn Children's University passport stamps! There are four different packs, you can mix and match and complete worksheets from all the packs. Please note, you can earn a **maximum of 6 hours per day** by completing worksheet pages




If you are working to earn Children's University passport stamps, please complete as many pages of the worksheets as you wish and bring them to Guest Services at the end of your day. The more pages you complete, the more stamps you earn up to a **maximum of six hours per day**.

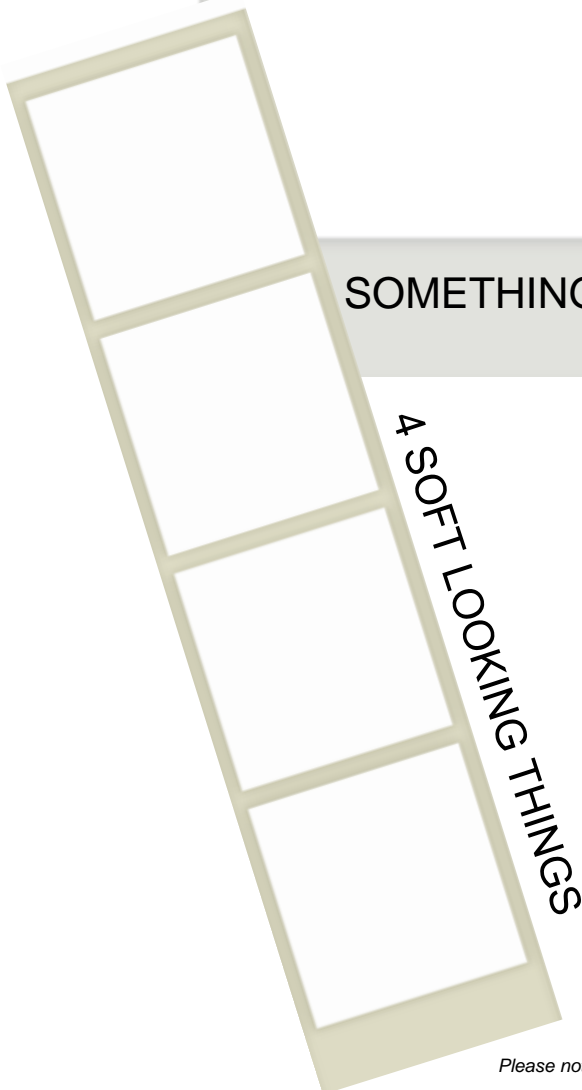
Please download and print the pack yourself.
For a small donation we can print this pack on your behalf.



ESSEX

 worth ½ hour

Draw pictures of the animals or things when you find them:





worth 1/2 hour

Sketch your favourite animal and describe it!

What colour is it: _____

It is covered in (circle one): fur feathers scales



It looks a bit like a:

It eats: _____

It lives in the:

_____ habitat

MY FAVOURITE ANIMAL IS...

It is the size of a (make a comparison): _____

A cool adaptation it has is: _____


Something very special about is: _____



worth 1 hour

Scientific name spotter!

Animals have common names, e.g. lion, which change in different places. Lions are also called: león (Spanish), lev (Czech), llew (Welsh), and leon (Irish). Animals also have a 'scientific name' e.g. *Panthera leo*. Scientific names stay the same no matter what language you speak.




Lion

Scientific name:




Chimpanzee

Scientific name:




Tiger

Scientific name:



Sun Bear

Scientific name:




Elephant

Scientific name:




Rhinoceros

Scientific name:



Orangutan

Scientific name:



Find all of these animals. After you find them, look around for a sign with information about the animal. This will include their scientific name which is always in two parts and *italicised*.

Check off the animals and record their scientific name when you find them.



Complete this and the next page to earn CU hours!

Hard to find animal spotter




Some of the animals at the zoo are very hard to find. Follow the hints and see if you can find these animals.



Binturong

Find me from the overhead viewing bridge between the otters and the lemurs



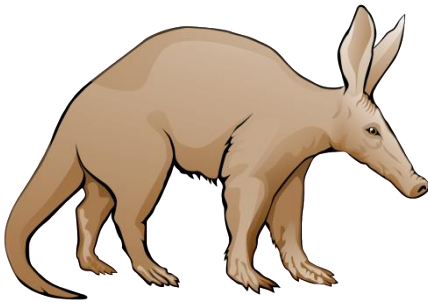
Pygmy Hippo

I'm near the very far back of the giraffe building




Fennec Fox

Find us across from the indoor lion enclosure



Aardvark

Find me underneath the giraffe building. The tunnel entrance is by the lake.



Tamandua

Turn right as you exit Worlds Apart to find us along the main path



Wallabies

We're by the farm animals



Smooth Coated Otters

Follow the wooden overhead walkway past gelada baboons behind falconry

Red Panda

Our enclosure is down the steep hill between chimps and gibbons



After you find these animals, write down one cool fact about each animal on the next page. Record information like: how big they are, how many you see, what food do they like to eat, or anything else you want to remember.




worth 1 hour

Hard to find animal factsheet:


Record one cool fact for each animal



Binturong



Aardvark



Smooth-coated Otter




Wallaby




Fennec Fox



Red Panda



Tamandua




Pygmy Hippopotamus

Please note, you can earn a maximum of 6 hours per day



worth 1 hour

Sloth Maths



Visit the Worlds Apart Exhibit (next to the main café Penguini's) and Rainforest Walkthrough.

See how many of these sloth adaptations you can discover.

Sloths are either two-toed, or three toed. The Colchester Zoo sloths are _____-toed.

How many sloths did you see today? _____

What is the total number of sloth toes?

(remember how many legs they have!)

Sloth toes

Sloths eat approximately 10% of their body weight every day in food. Assume the zoo sloths are an average weight of approximately 7kg.

Based on the number of sloths you saw, how much food do they need?

Food for
the sloths
per day

Sloths move an average speed of 0.5m per hour. Estimate the width of the outdoor Worlds Apart corridor (between the glass enclosure walls).

How wide is the corridor _____m.

How long would it take a sloth to climb from one side all the way to the other side (assuming it's moving at average speed)?

Hours for
the sloth to
cross the
corridor

The sloths at the zoo enjoy sleeping in their box. Look in the enclosure to find the 'sloth box' (there's no glass on the front, they can climb out if they want!). Estimate the volume of the sloth box (height, width, and depth).

Approximately what percentage of the 'sloth box' was filled with sloth when you saw it?

Volume of
the 'sloth
box'

_____%
of the box
filled with
sloth




worth 1 hour

Animals In Danger

Draw lines matching the animals with the reasons they're threatened.
More than one animal might match each reason.




My rainforest home is being cut down!




White Rhino

People use me for medicine




Sun Bear



African Elephant

I get tangled in fishing nets.



Amur Leopard

I'm killed for my pretty fur



Amur Tiger



Humboldt Penguin

People turn parts of me into bracelets and decoration



Bornean Orangutan



Visayan spotted deer



Now bring your completed pages of this workbook to the Guest Services building (located next to the red brick building) so we can stamp your Children's University passport.

PLEASE NOTE, while you can complete as many pages as you'd like from any of the workbooks, **YOU CAN ONLY EARN A MAXIMUM OF SIX CU HOURS EACH DAY BY COMPLETING THESE WORKBOOK PAGES**

If you have any comments please contact our education team at education@colchesterzoo.org

Want to earn more CU hours?
Kid's Zoo Academy is a paid two hour experience where you learn all about being a zoo keeper. For details see www.colchesterzoo.org/experiences/kids-zoo-academy

